



Vocabulary Supports



Region 4 Education Service Center

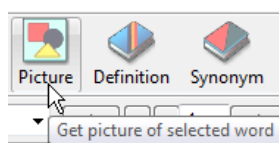
Vocabulary Supports

Vocabulary supports can take many forms other than the traditional bring up a definition of a word. This works for a typical student who only needs to confirm what they might have thought the word was, or a quick look up of a vocabulary word they haven't seen before. But what of an ELL student who has poor English skills, a poor reader who can't even read the definition, or someone who can, but still doesn't understand?

A variety of programs contain supports such as text to speech to read the definition aloud to the student, multiple dictionaries allowing them to get a more basic definition, translating tools to translate the word into another language helping to clarify the English version, or a Picture Dictionary providing the student with an image representing the concept of the word. This can be especially helpful for someone who can sound out and pronounce the word, but still doesn't know the meaning of the word. Think of yourself back in foreign language lab in High School!

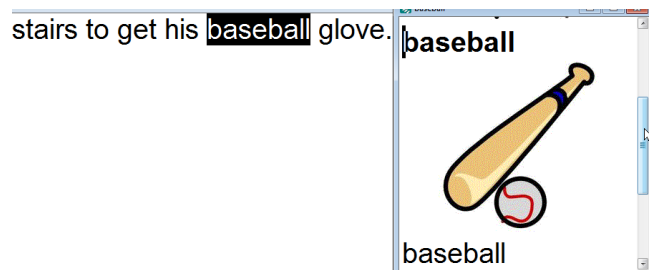
Examples of a Picture Dictionary

In the example shown here I've selected a word in a Kurzweil 3000 V.14 document and clicked on the Picture



button in the toolbar to display an image representing the word. Scrolling up

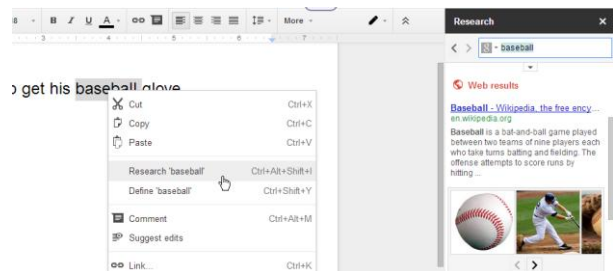
or down will display alternate images supporting the text.



Notice that there is also a Definition and Synonym button on the toolbar. There are also multiple dictionaries built into the program to choose from to define the word. Since text to speech is integrated into the program it will read aloud any Definition, Synonym, text on a page, and even the text in the Picture Dictionary window. Selected text can be translated into over 60 different languages using the Translate button.

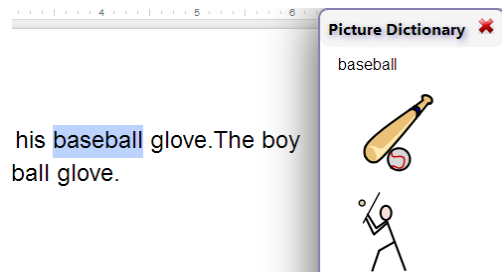

Google Drive & Chrome Web Browser

Here is another example using Google Drive (Google Doc). I've chosen the word baseball in the sentence, right-clicked on the word and chose Research. In the window that opens to the right I get a scrolling window with a Wikipedia entry on baseball, images representing baseball, and scrolling further down the window would display an almanac and other articles and references to baseball.



Since I can download a text to speech extension for the Chrome browser such as SpeakIt! I can also have it all read aloud to me. I could also choose Define from the options when right-clicking on the word to get a Dictionary Definition.

Also for the Chrome Browser, Read & Write for Google, an extension for Google Docs, contains a Picture Dictionary button allowing a student to view an image representing the word. The program contains a standard Dictionary also. Since text to speech is a component of this extension, text in the document, dictionary or Picture Dictionary can be read aloud.



Having multiple supports in the same program allows all students to be using the program, choosing just the feature(s) they need for vocabulary support.

Programs Providing Support for Vocabulary

Computer

- Kurzweil 3000 - picture dictionary, text to speech, multiple dictionaries, language translation
- SOLO - , text to speech, dictionaries
- Read and Write Gold - text to speech, multiple dictionaries, picture dictionary, language translation

iPad

- iReadWrite - text to speech, picture dictionary, dictionary
- iWordQ - text to speech, dictionary

Android

Currently no Android writing apps contain dictionaries. However, there are dictionaries and picture dictionaries that can be toggled back and forth to from word processing documents.

- Dictionaries - Merriam Webster, Picture Dictionary English, Giant Picture Dictionary
- Text to speech support via extensions (can be accessed from any program) Talking Clipboard, Google TTS (Text to Speech - integrated into System), SVOX

Chromebook

- Read&Write for Google (extension for Google docs) - dictionary, text to speech, picture dictionary
- SpeakIt! - text to speech extension, will read aloud text in any document by right-clicking on word, choosing SpeakIt! from list of extensions
- Google Research Tools, Dictionary - right-click on any word in a Google Doc, choose Research Tool to get images and articles supporting the text in context, Dictionary for definition
- Image Search Option - extension that allows you to select a word on web pages, right-click on it, choose Image Search from the list of extensions that pops up to get picture look up supporting the word
- IM Translator (extension) choose text from anywhere, copy, launch IM Translator extension, paste text into window and choose language to translate to